

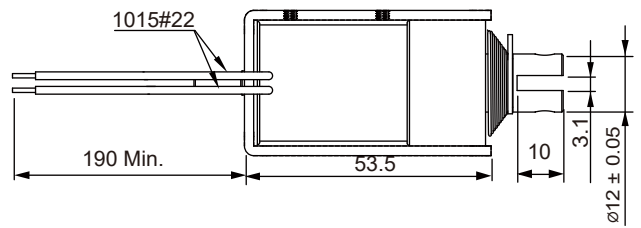
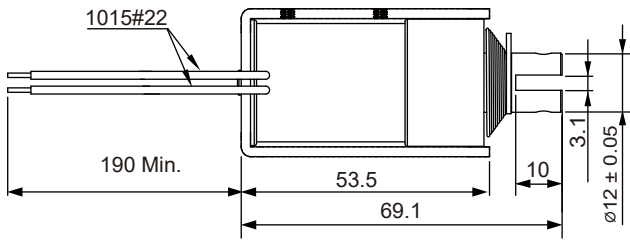
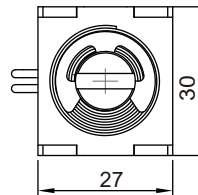
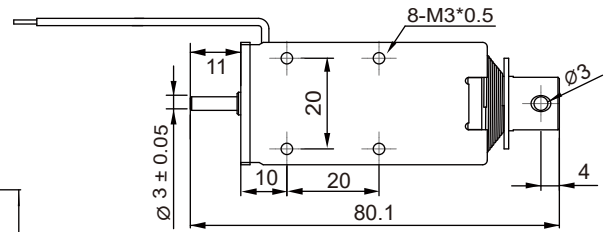
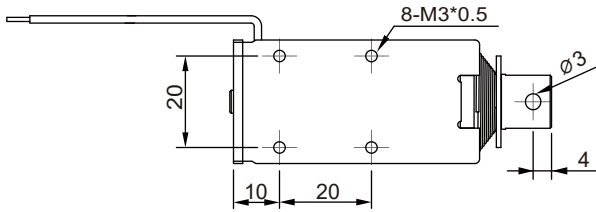
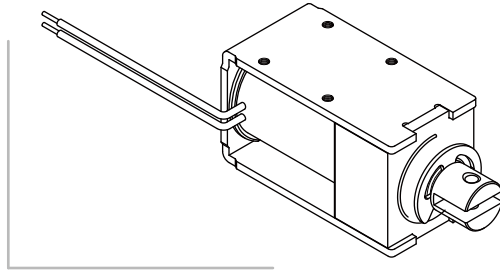
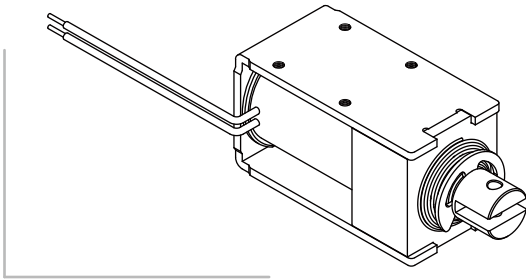


SH-K1253 Permanent Magnet Solenoid

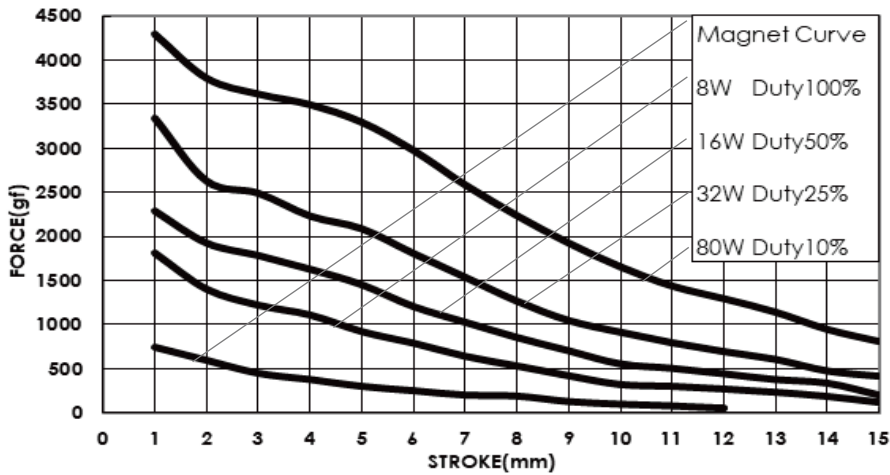
Unit : mm
Shown energized

PULL TYPE

PUSH TYPE



DATA FORCE



COIL DATA

Duty cycle(%)	$= \frac{\text{"ON" time}}{\text{"ON" time} + \text{"OFF" time}} \times 100\%$	Continuous (100%)	Intermittent (50%)	Intermittent (25%)	Intermittent (10%)
Watts at 20°C		8	16	32	80
MAX. "ON" time in seconds		∞	100	50	15
Type no.	Resistance(20°C)±10%	DC Volts			
SH-K1253S/L-06V	4.5	6	8.5	12	19
SH- K1253S/L-12V	18	12	17	24	38
SH- K1253S/L-24V	72	24	33.9	48	75.9
SH- K1253S/L-48V	288	48	67.9	96	151.8