

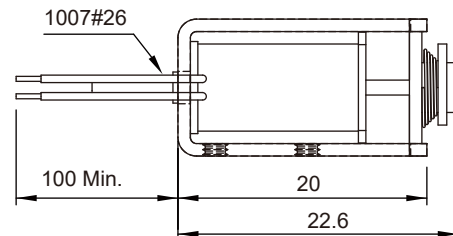
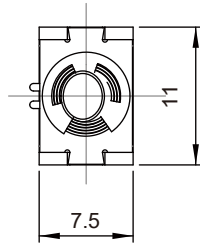
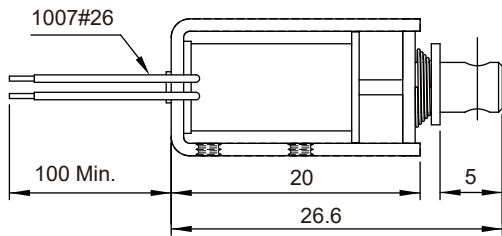
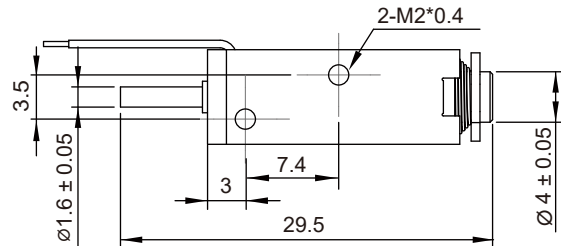
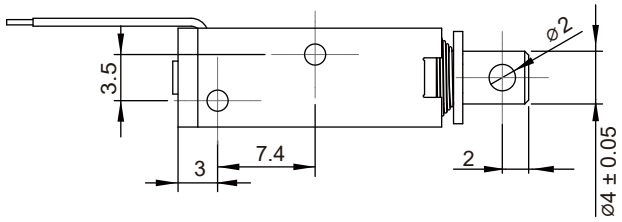
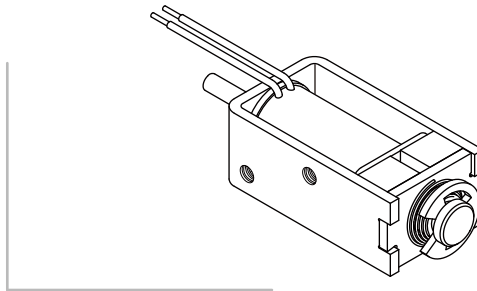
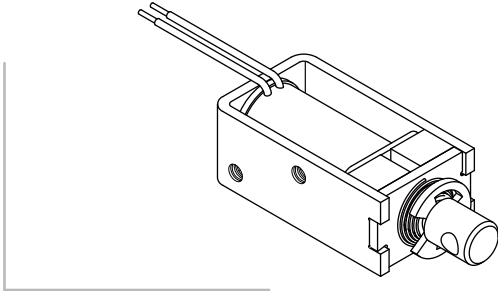


# SH-K0420 Permanent Magnet Solenoid

Unit : mm  
Shown energized

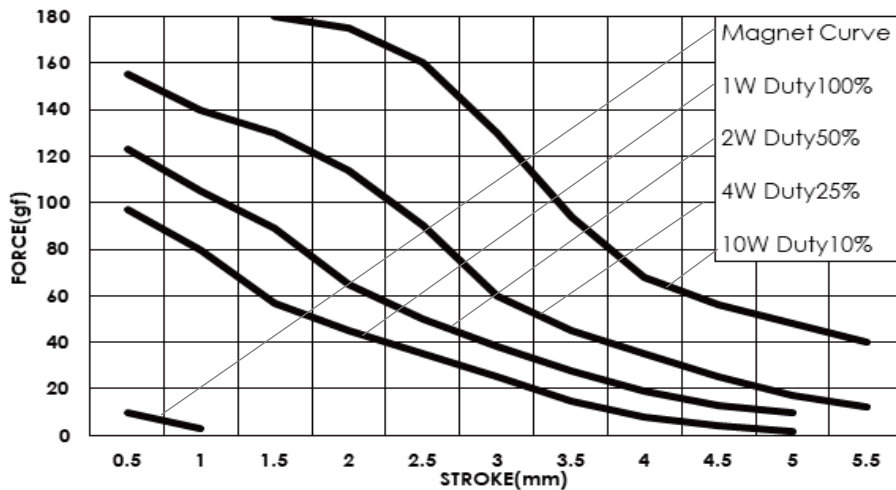
## PULL TYPE

## PUSH TYPE



Total Weight : 10 g

## DATA FORCE



## COIL DATA

Duty cycle(%)	$= \frac{\text{"ON" time}}{\text{"ON" time} + \text{"OFF" time}} \times 100\%$	Continuous (100%)	Intermittent (50%)	Intermittent (25%)	Intermittent (10%)
Watts at 20°C		1	2	4	10
MAX. "ON" time in seconds		$\infty$	18	12	4
Type no.	Resistance(20°C)±10%	DC Volts			
SH-K0420S/L-06V	36	6	8.5	12	19
SH-K0420S/L-12V	144	12	17	24	38
SH-K0420S/L-24V	576	24	34	48	76