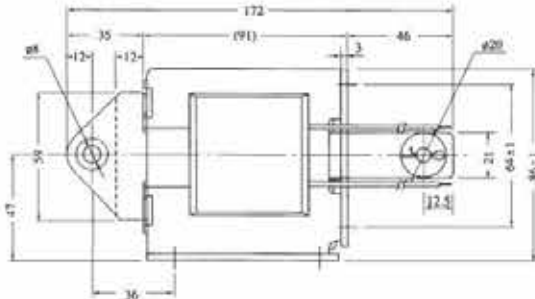
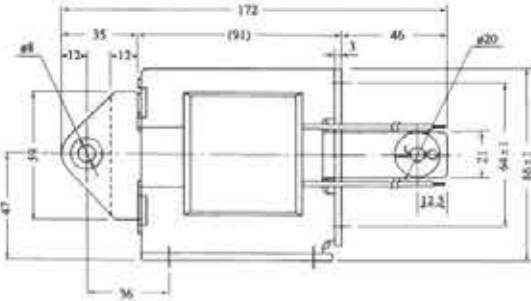
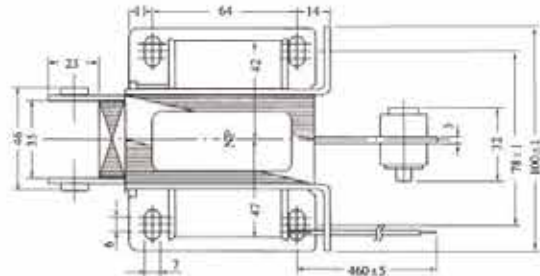
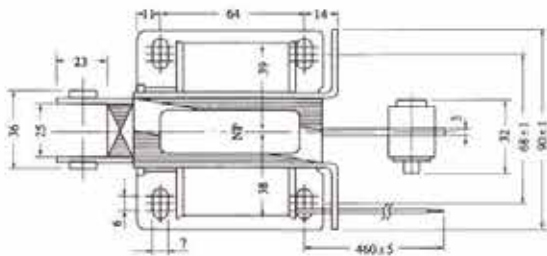




SH-AS35 (TAS-35)



SH-AS40 (TAS-40)



電 壓	流入電流	維持電流	額定拉力/衝程
Voltage (AC)	Inrush Current	Holding Current	Rated Pull Rated Stroke
110V	22.0A	1.45A	5 kg / 30 mm
220V	11.0A	0.75A	

電 壓	流入電流	維持電流	額定拉力/衝程
Voltage (AC)	Inrush Current	Holding Current	Rated Pull Rated Stroke
110V	25.0A	1.7A	6 kg / 30 mm
220V	13.0A	0.86A	

