

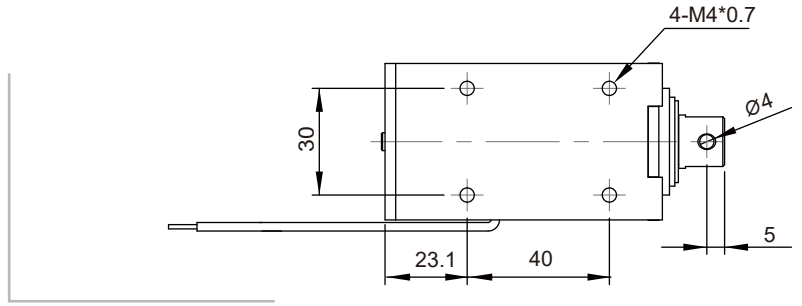
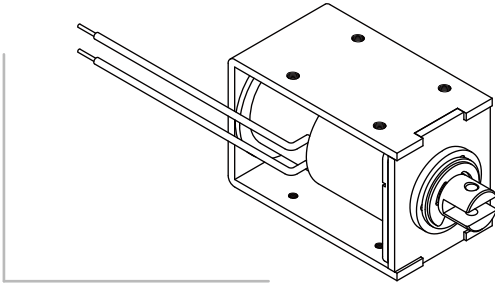


SH-1578

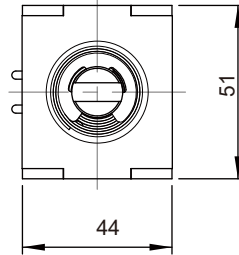
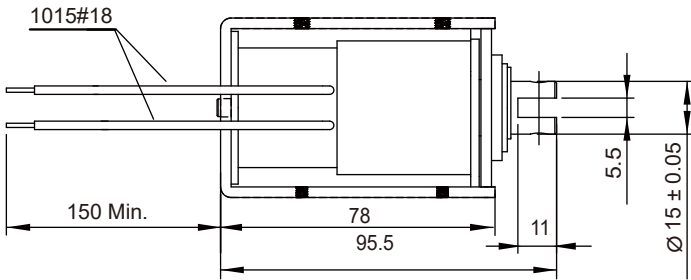
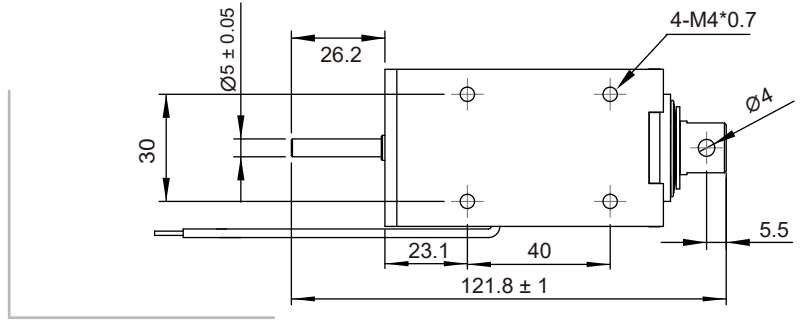
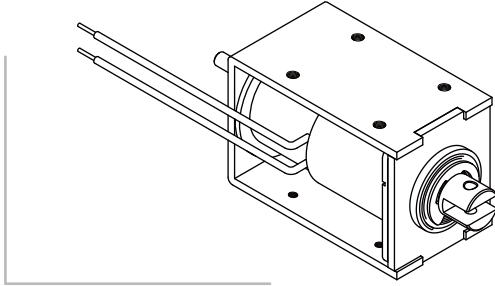
Open Frame Solenoid

Unit : mm
Shown energized

PULL TYPE

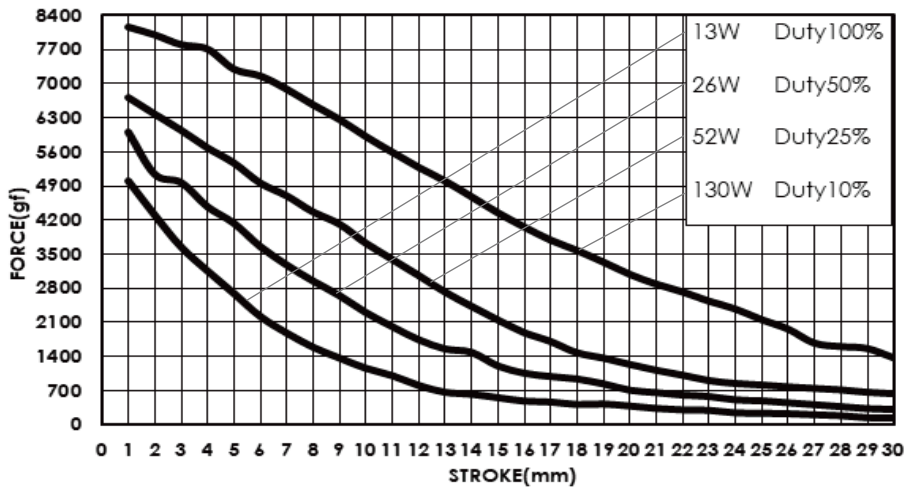


PUSH TYPE



Total Weight : 800 g

DATA FORCE



COIL DATA

Duty cycle (%)	$= \frac{\text{"ON" time}}{\text{"ON" time} + \text{"OFF" time}} \times 100\%$	Continuous (100%)	Intermittent (50%)	Intermittent (25%)	Intermittent (10%)
Watts at 20°C		13	26	52	130
MAX. "ON" time in seconds		∞	160	80	32
Type no.	Resistance (20°C) $\pm 10\%$	DC Volts			
SH-1578S/L-06V	2.8	6	8.5	12	19
SH-1578S/L-12V	11.1	12	17	24	38
SH-1578S/L-24V	44.3	24	34	48	76
SH-1578S/L-48V	177	48	68	96	152