

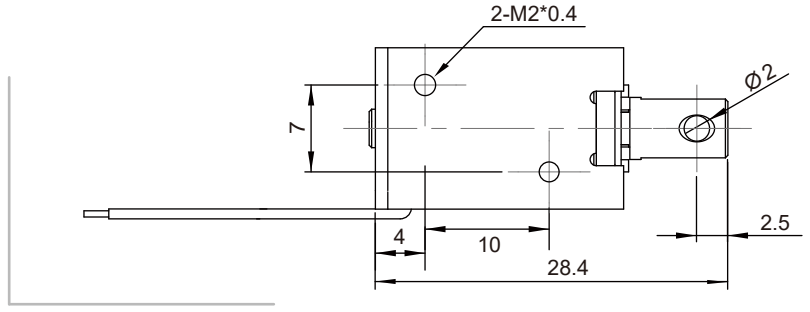
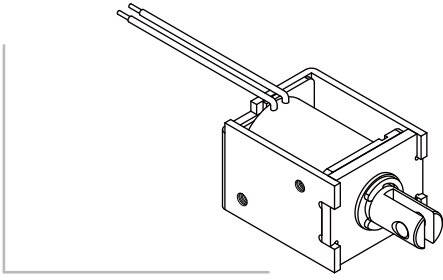


# SH-0520

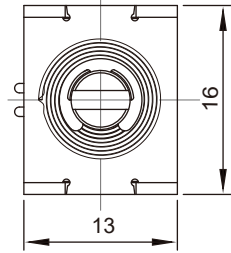
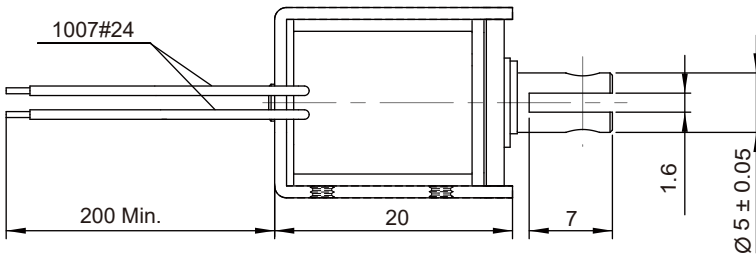
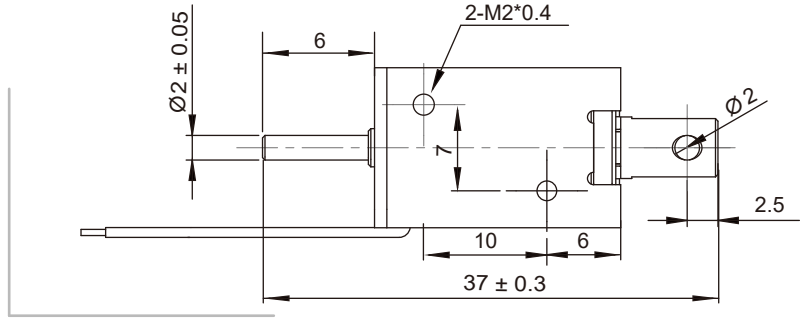
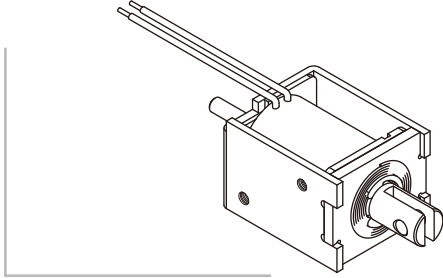
# Open Frame Solenoid

Unit : mm  
Shown energized

## PULL TYPE

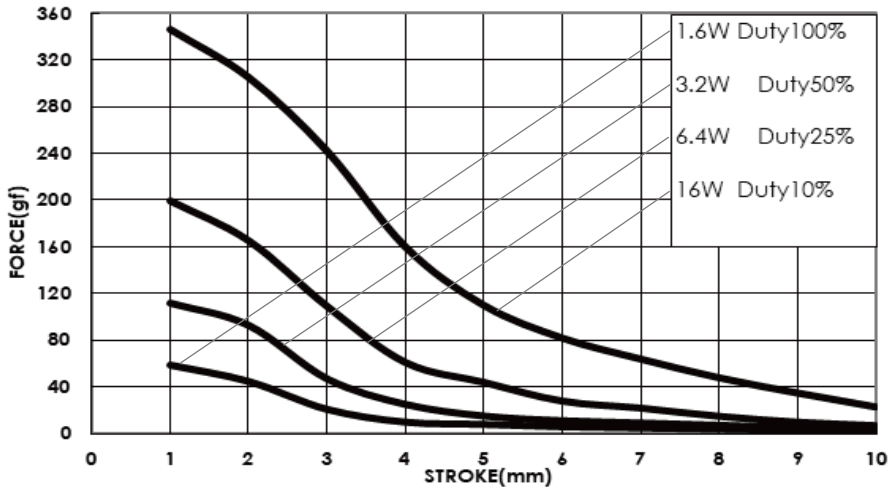


## PUSH TYPE



Total Weight : 18 g

## DATA FORCE



## COIL DATA

Duty cycle(%)	$= \frac{\text{"ON" time}}{\text{"ON" time} + \text{"OFF" time}} \times 100\%$	Continuous (100%)	Intermittent (50%)	Intermittent (25%)	Intermittent (10%)
Watts at 20°C		1.6	3.2	6.4	16
MAX. "ON" time in seconds		∞	55	19	3
Type no.	Resistance(20°C)±10%	DC Volts			
SH-0520S/L-06V	23	6	8.5	12	19
SH-0520S/L-12V	90	12	17	24	38
SH-0520S/L-24V	360	24	34	48	76
SH-0520S/L-48V	1440	48	68	96	152